NORDIC POWER CONVERTERS
Powering a brighter future™

InviTrack

The invisible track driver

lighting for good Winner awards 2020 BEST DRIVER

AWARD WINNER 2022 DESIGN PLUS powered by: light+building

DALI 2®

INVITRACK – THE INVISIBLE TRACK DRIVER

Nordic Power Converters and EUTRAC have joined forces, and combined cutting-edge LED drivers with world-class track components to fix an industry eye-sore; the new InviTrack driver series puts the entire LED driver inside the track. The driver is virtually invisible, the only thing seen on the track is your perfectly designed luminaire. Set your design free and improve the Quality of Light at the same time.

Product Advantages

- **Completely in-track,** enabling a true no-compromise design.
- **Flicker free,** no visible or perceivable flicker (IEEE1789 NOEL compliant, very low PstLM and SVM values).
- **Low temperature,** ensuring high reliability through high efficiency and good thermal design.
- **No inrush current,** enabling use of the full power rating of the main fuse.
- **Superior diming,** smooth, deep, accurate and efficient via DALI2.
- **Fits all major tracks,** including EUTRAC, Global, Stucchi, PowerGear and more.



Available in
white (9016), grey (7038)
and black (9005)

Main specifications

Specification item	Value
Input voltage	220...240 V
PF	> 0.96
THD	< 20%
Inrush	>100 drivers on a MCB16A type B fuse
Efficiency	86%
Isolation	SELV/Class-II
Output power	28 W

Specification item	Value
Output current	100...700 mA
Output voltage	12...40 V
Minimum dimming	0.1%
Size	300-350×13.8×28.4 mm
Luminaire weight, max	1.5 kg
Lifetime	50,000 hrs
Ambient temperature	-20 °C to 35 °C
T_{case} max	85 °C

Nordic Power Converters Smedeholm 13C DK-2730 Herlev Denmark Phone: (+45) 60 630 670 info@npc.lighting www.npc.lighting

Electrical specifications

Input characteristics

Specification item	Value	Condition
Rated input voltage range	220...240 V_{AC}	Performance range
Rated input voltage	230 V_{AC}	
Rated input frequency range	50/60 Hz	Performance range
Rated input current	150 mA	@ 28 Wout and 230 Vac
Rated input power	33 W	@ 28 Wout and 230 Vac
Power factor	> 0.96	@ 28 Wout and 230 Vac
Total harmonic distortion	< 20%	@ 28 Wout and 230 Vac
Efficiency	86%	@ 28 Wout and 230 Vac
Standby	0.25 W	
EU Ecodesign	Compliant	Requirements of December 2019
Input voltage range	198...264 V_{AC}	Operational range
Input frequency range	47...63 Hz	Operational range
Isolation input to output	SELV	
Inrush current I_{PEAK}	0.25 A	@ rated input voltage
Inrush current T_{WIDTH}	15 ms	@ rated input voltage @ 50% I_{PEAK}
Drivers/MCB 16A type B	> 100 pcs	

Output characteristics

Specification item	Value	Condition
Control method	Constant current	
Output voltage range	12...40 V_{DC}	
Output voltage (max)	60 V_{DC}	Peak voltage at open load
Output current range	100...700 mA	Set via DALI2 or dipswitch
Minimum dimming	0.1%	via DALI2
Output current tolerance	±5%	@ 36 V_{DC}
Output flicker	IEEE1789 NOEL	Compliant with IEEE1789 No Observable Effect Limit
PstLM	< 0.1	@ 36 Vdc and 700 mA
SVM	< 0.05	@ 36 Vdc and 700 mA
Output current ripple, <120 Hz	0.2%	@ 36 V_{DC}
Output current ripple, <3 kHz	0.2%	@ 36 V_{DC}
Output power	28 W	@ 40 V_{DC}

Flicker measurement

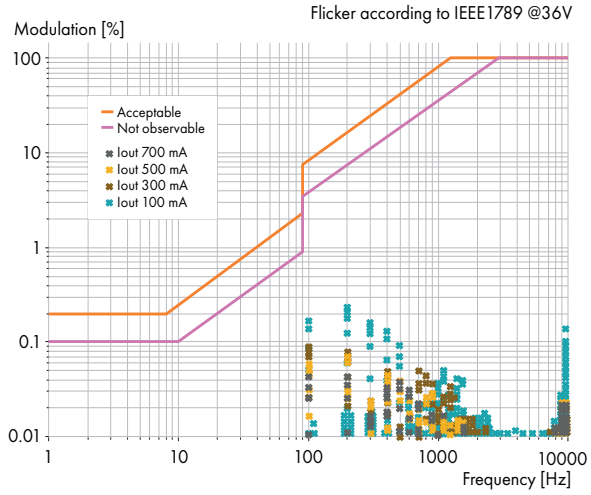

Output window

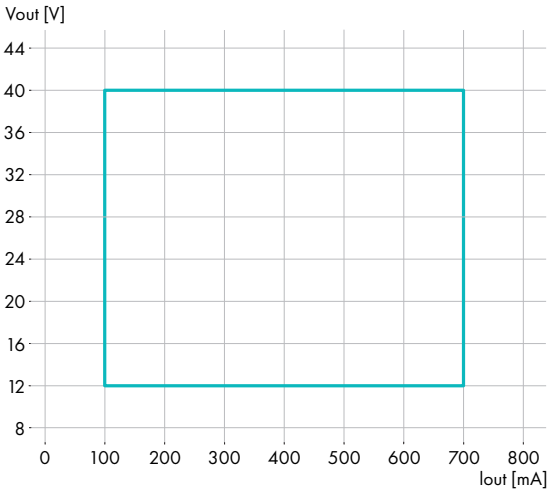

Wiring and connections

Specification item	Value	Condition
Output wire cross-section	0.2...0.75 mm²	Solid or strand wire
	24...18 AWG	Solid or strand wire
Output wire strip length	7..9 mm	
Screw size	Torx 6	
Maximum cable length	300 mm	Total length of wiring including LED module, one way
Maximum luminaire weight	1.5 kg	According to EN 60570

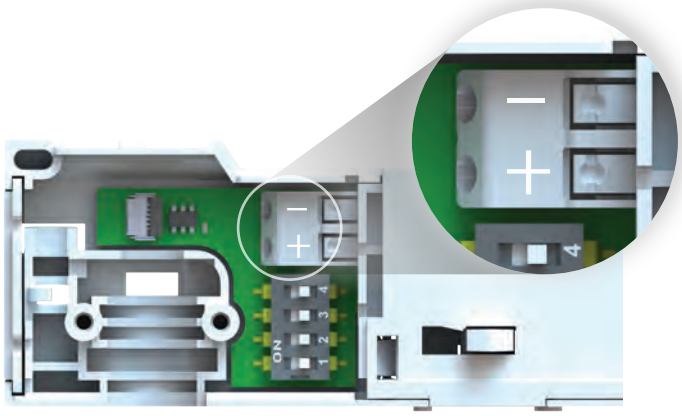

Set output current

Via dipswitch

Value	Switch 1	Switch 2	Switch 3	Switch 4
700 mA	ON	ON	ON	ON
650 mA	ON	ON	ON	–
600 mA	ON	ON	–	ON
550 mA	ON	ON	–	–
500 mA	ON	–	ON	ON
450 mA	ON	–	ON	–
425 mA	ON	–	–	ON
400 mA	ON	–	–	–

Value	Switch 1	Switch 2	Switch 3	Switch 4
375 mA	–	ON	ON	ON
350 mA	–	ON	ON	–
325 mA	–	ON	–	ON
300 mA	–	ON	–	–
250 mA	–	–	ON	ON
200 mA	–	–	ON	–
150 mA	–	–	–	ON
100 mA	–	–	–	–

Via DALI

LED current is set by the dipswitch by default (100 mA). The LED current can be set through DALI in the range 100...700 mA. If the current is set through DALI, the dip-switch will no longer have any function unless the default register values are restored through DALI.
After the DALI sequence has been transmitted, a mains power cycle is necessary for the change to take effect.
X1 and X2 determine I_{max} and are calculated using the following equations:

$$X1 = \frac{I_{max}}{256} \quad \text{(Truncate Result)} \qquad X2 = Imax - (X1 * 256)$$



Command Sequence	Value
ENABLE_WRITE_MEMORY*	NA
ENABLE_WRITE_MEMORY*	NA
DTR1	199
DTR0	2
WRITE_MEMORY_LOCATION	85
DTR0	12
WRITE_MEMORY_LOCATION	X1
WRITE_MEMORY_LOCATION	X2
SAVE_PERSISTANT_VARIABLES*	NA
SAVE_PERSISTANT_VARIABLES*	NA

*The time between the two commands needs to be under 100 ms to take effect.

I_{max}	X1	X2
700 mA	2	188
650 mA	2	138
600 mA	2	88
550 mA	2	38
500 mA	1	244
450 mA	1	194
400 mA	1	144
350 mA	1	94
300 mA	1	44
250 mA	0	250
200 mA	0	200
150 mA	0	150
100 mA	0	100
Dipswitch	255	255

Example values for X1 and X2 for common output current levels

Compatible tracks

InviTrack CC700

Manufacturer	Part number
Global	XTS Series, XTSF Series, XTSC Series, XTSCF Series
Stucchi	9000 ST, 9000A ST, 9000 R, 9000 H, 9000 ST15
EUTRAC	25 Series, 225 Series, 26 Series, 226 Series, 19 Series, 219 Series Onetrack surface (575 2 110)
PowerGear	PRO-04 Series, PRO-R4 Series, PRO-06 Series, PRO-R6 Series

InviTrack CC700 DA EUT

Manufacturer	Part number
EUTRAC	219 DALI Series, 225 DALI Series, 226 DALI Series

InviTrack CC700 DA INS

Manufacturer	Part number
Global	XTSC Series, XTSCF Series
Stucchi	9000 ST, 9000A ST, 9000 R, 9000 H, 9000 ST15
EUTRAC	Onetrack surface (575 2 110)
PowerGear	PRO-06 Series, PRO-R6 Series

Tests have been done with tracks taken from the market in 2020, 2021 and 2022.
Nordic Power Converters has no control or responsibility on any future or past possible changes made by different manufactures that could affect the compatibility between tracks and adapters.
When product is used, a clearance distance between the InviTrack casing and any of the track's non-insulated live parts (incl. DALI conductors) must be minimum 3 mm. The retaining collar is not intended to be electrically connected to the LED output terminals or protective earth.



Dimensions and weight

Specification item	Value	Condition
Length	300-350 mm	See below
Width	13.8 mm	
Height	28.4 mm	Without retaining collar
Weight	110 g	



InviTrack CC700



InviTrack CC700 DA EUT



InviTrack CC700 DA INS

Operating conditions

Specification item	Value	Condition
Ambient temperature	-20...+35 °C	Higher ambient temperature allowed as long as T_{case}-max is not exceeded
T_{case}-max	85 °C	Maximum temperature measured at T_{case}-point
T_{case}-life	85 °C	Measured at T_{case}-point
Relative humidity	5...85%	Non-condensing
Mains surge immunity (diff. mode)	1 kV	Acc. IEC61000-4-5 2 Ohm 1.2/50 us, 8/20 us
Mains surge immunity (comm. mode)	2 kV	Acc. IEC61000-4-5 2 Ohm 1.2/50 us, 8/20 us
Lifetime	50,000 hrs	Measured temperature at T_{case}-point is T_{case}-life. Maximum failures = 10%
Warranty	5 years	

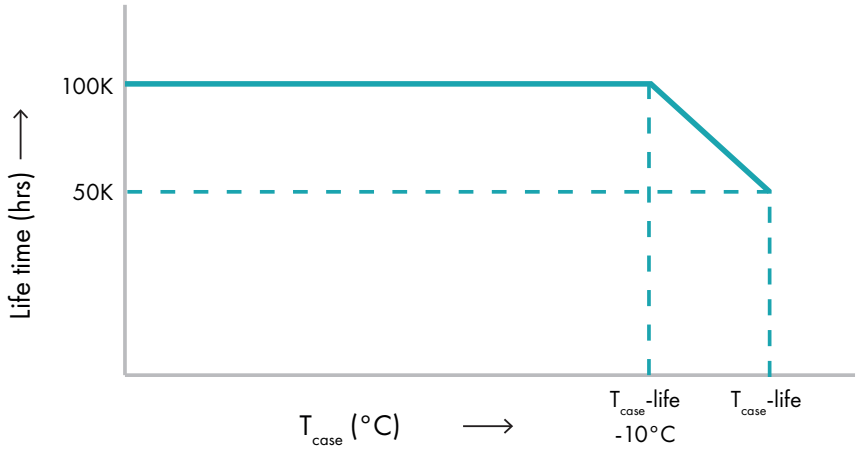

Conformity and standards

Specification item	Value	Condition
Protection class	Class II	
Isolation voltage	3 kV	
Casing class	IP20	
Approvals	CE, DALI2	DALI2 includes DALI Luminaire Data (251) & Diagnostics Data (253, mandatory part)
EMC standards	EN55015, EN61547, EN61000-3-2 (class C)	
Safety standards	EN61347-2-13, EN61347-1 EN60570	

Ordering data

Specification item	Color	Locking option	Article number
InviTrack CC700	White (9016)	Turn key slit	ITC700A DIP WSB
InviTrack CC700	Grey (7038)	Turn key slit	ITC700A DIP GSB
InviTrack CC700	Black (9005)	Turn key slit	ITC700A DIP BSB
InviTrack CC700	White (9016)	Turn key knob	ITC700A DIP WKB
InviTrack CC700	Grey (7038)	Turn key knob	ITC700A DIP GKB
InviTrack CC700	Black (9005)	Turn key knob	ITC700A DIP BKB
InviTrack CC700 DA EUT	White (9016)	Turn key slit	ITC700A DAE WSB
InviTrack CC700 DA EUT	Grey (7038)	Turn key slit	ITC700A DAE GSB
InviTrack CC700 DA EUT	Black (9005)	Turn key slit	ITC700A DAE BSB
InviTrack CC700 DA EUT	White (9016)	Turn key knob	ITC700A DAE WKB
InviTrack CC700 DA EUT	Grey (7038)	Turn key knob	ITC700A DAE GKB
InviTrack CC700 DA EUT	Black (9005)	Turn key knob	ITC700A DAE BKB
InviTrack CC700 DA INS	White (9016)	Turn key slit	ITC700A DAI WSB
InviTrack CC700 DA INS	Grey (7038)	Turn key slit	ITC700A DAI GSB
InviTrack CC700 DA INS	Black (9005)	Turn key slit	ITC700A DAI BSB
InviTrack CC700 DA INS	White (9016)	Turn key knob	ITC700A DAI WKB
InviTrack CC700 DA INS	Grey (7038)	Turn key knob	ITC700A DAI GKB
InviTrack CC700 DA INS	Black (9005)	Turn key knob	ITC700A DAI BKB

Standard packaging units contains 50 InviTrack CC700 drivers (one variant per package).



Turn key slit



Turn key knob

Retaining collars

M10

Specification item	Thread	Rotation	Article number
Retaining collar M10	M10 x 1	Smart slider for 360° rotation (max. torque 1.5 Nm)	IT14MMA M10 GXA

Efficiency vs. Output current

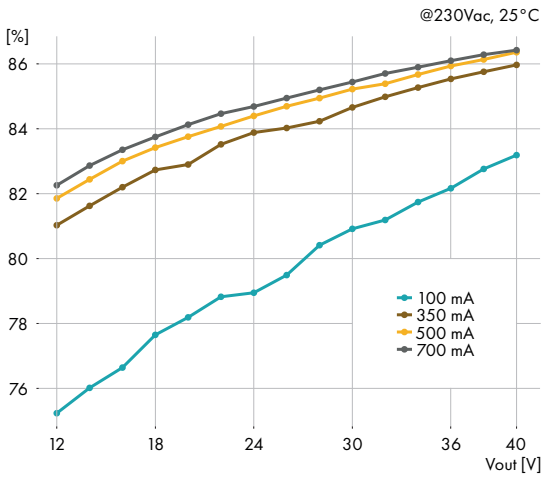

Efficiency vs. Input voltage

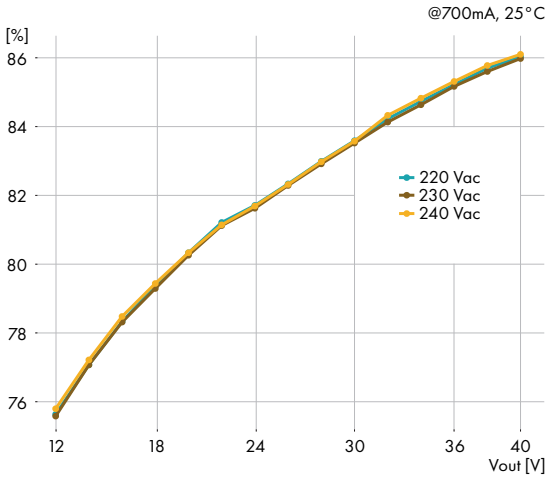

Efficiency vs. Temperature

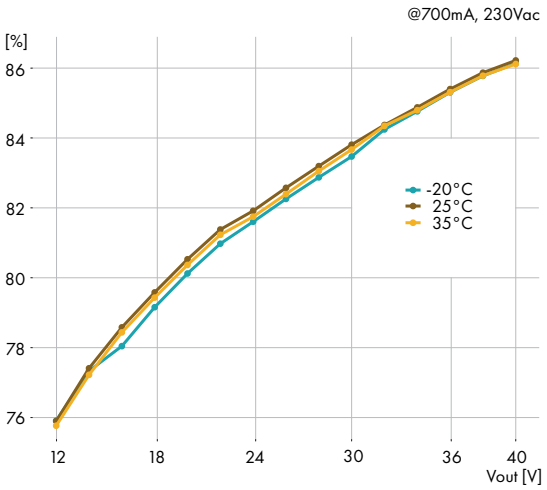

Power factor vs. Output current

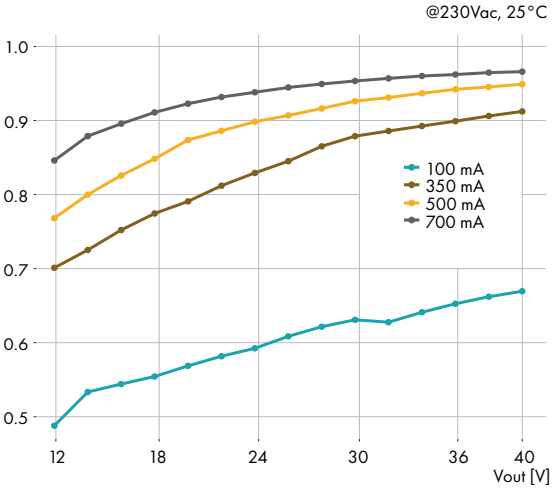

THD vs. Output current

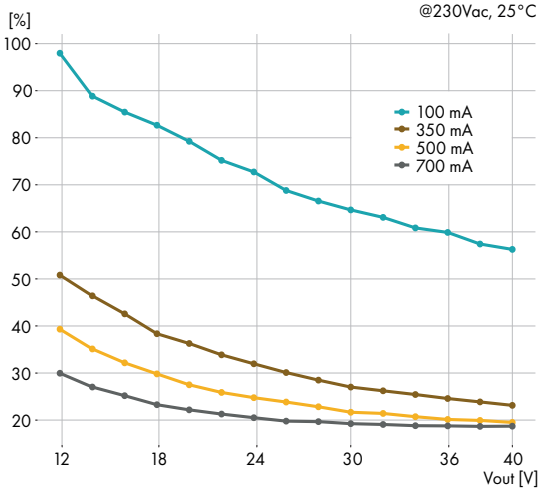

Dim Efficiency vs. Output voltage

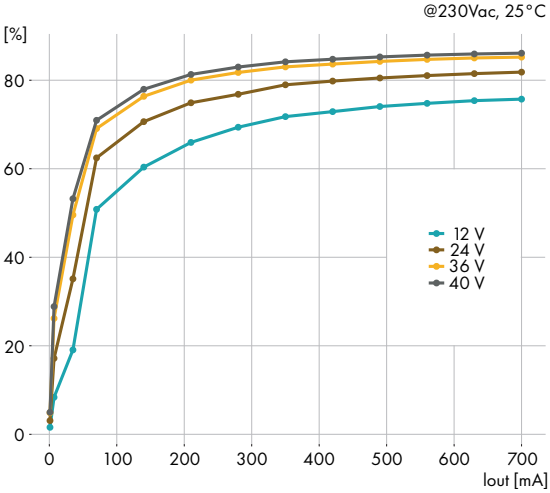

The values in this data sheet can change due to technical innovations and will be made without separate notification.

Nordic Power Converters Smedeholm 13C DK-2730 Herlev Denmark Phone: (+45) 60 630 670 info@npc.lighting www.npc.lighting